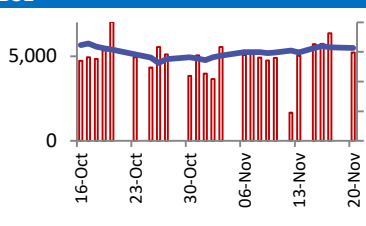
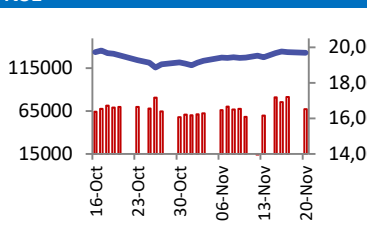


BSE		NSE																																											
	<table border="1"> <tr><td>70,000</td><td>Open</td><td>65788</td></tr> <tr><td>65,000</td><td>High</td><td>65844</td></tr> <tr><td>60,000</td><td>Low</td><td>65548</td></tr> <tr><td>55,000</td><td>Close</td><td>65655</td></tr> <tr><td>50,000</td><td>Change</td><td>-140</td></tr> <tr><td></td><td>Volume (Lacs)</td><td>9116</td></tr> <tr><td></td><td>Turnover (Rs.inCr)</td><td>5226</td></tr> </table>	70,000	Open	65788	65,000	High	65844	60,000	Low	65548	55,000	Close	65655	50,000	Change	-140		Volume (Lacs)	9116		Turnover (Rs.inCr)	5226		<table border="1"> <tr><td>20,000</td><td>Open</td><td>19731</td></tr> <tr><td>18,000</td><td>High</td><td>19756</td></tr> <tr><td>16,000</td><td>Low</td><td>19671</td></tr> <tr><td>14,000</td><td>Close</td><td>19694</td></tr> <tr><td></td><td>Change</td><td>-38</td></tr> <tr><td></td><td>Volume(Lacs)</td><td>39336</td></tr> <tr><td></td><td>Turnover(Rs.in Cr)</td><td>67378</td></tr> </table>	20,000	Open	19731	18,000	High	19756	16,000	Low	19671	14,000	Close	19694		Change	-38		Volume(Lacs)	39336		Turnover(Rs.in Cr)	67378
70,000	Open	65788																																											
65,000	High	65844																																											
60,000	Low	65548																																											
55,000	Close	65655																																											
50,000	Change	-140																																											
	Volume (Lacs)	9116																																											
	Turnover (Rs.inCr)	5226																																											
20,000	Open	19731																																											
18,000	High	19756																																											
16,000	Low	19671																																											
14,000	Close	19694																																											
	Change	-38																																											
	Volume(Lacs)	39336																																											
	Turnover(Rs.in Cr)	67378																																											

World Markets	Current	Previous	Pt. Chg	Var(%)
Dow	35151	34947	204	0.6%
Dow Futures	35233	35225	8	0.0%
Nasdaq	14285	14125	160	1.1%
FTSE	7496	7504	(8)	-0.1%
Nikkei	33338	33388	(50)	-0.1%
Hang Seng	17964	17778	186	1.0%
Gift Nifty	19807	19806	2	0.0%
Straits Singapore	3107	3112	(5)	-0.2%
South Korea	2514	2491	23	0.9%
Taiwan	17392	17210	182	1.1%
Shanghai	3083	3068	15	0.5%

Commodity Prices	Current	Previous	Pt. Chg	Var(%)
Copper (\$/MT)	8431	8267	164.0	2.0%
Alumin (\$/MT)	2246	2207	39.0	1.8%
Zinc (\$/MT)	2564	2555	9.0	0.4%
Brent Crude (\$/bbl)	82.0	82.0	0.0	0.0%
Gold (\$/Ounce)	1992	1978	14.0	0.7%
Silver (\$/Ounce)	24.0	23.0	1.0	4.3%
Light Crude (\$/bbl)	78.0	78.0	0.0	0.0%
N G (\$/mmbtu)	3.0	3.0	0.0	0.0%
Sugar (\$/MT)	746.0	737.0	9.0	1.2%
Rubber (Rs./kg)	153.3	153.3	0.0	0.0%
Baltic Dry Index	1817	1820	(3.0)	-0.2%

Currency Exchange Rate	Current	Previous	Var(%)
Rs./\$ rate	83.35	83.27	0.10%
Rs./ Euro	91.15	90.38	0.85%
Rs./Chinese Yuan	11.67	11.63	0.34%
Yen /\$ rate	147.71	148.39	-0.46%
\$ US/Euro	1.10	1.09	0.92%

Dollar Index	Current	Previous	Var(%)
Dollar Index	103.28	103.44	-0.15%

Support/ Resistance Levels for Today		
	Nifty	Bank Nifty Fut
Support 1	19650	43570
Support 2	19600	43340
Resistance	19750	43900

Securities in Ban For Trade	
DELTACORP	HINDCOPPER
INDIACEM	MANAPPURAM
CHAMBLFERT	MCX
RBLBANK	ZEEL
BHEL	IBULHSGFIN
NMDC	

### Market Review

**US:** Overnight in the U.S., all three major indexes posted gains, with the S&P 500 and Nasdaq Composite recording a fifth consecutive day of gains. The tech-heavy Nasdaq led gains, rising 1.13%, while the Dow Jones Industrial Average climbed 0.58% and the S&P 500 added 0.74%.

**Asia:** Asia-Pacific markets largely rose on Tuesday, with Hong Kong and Taiwan stocks in the lead and mirroring similar moves on Wall Street after a tech-fueled rally.

**India:** India's benchmark stock indices closed lower for the second day in a row on Monday after swinging between gains and losses, led by declines in Bajaj Finance Ltd., Mahindra & Mahindra Ltd., and Larsen & Toubro Ltd. **Market is expected to open on a positive note and likely to witness positive move during the day.**

**Global Economy:** Ecobank and the African Guarantee Fund (AGF) have announced a renewed partnership with a \$200 million risk-sharing agreement, aimed at fostering small and medium-sized enterprise (SME) growth across Sub-Saharan Africa. The deal, unveiled at the Africa Financial Industry Summit (AFIS) in Lomé, Togo, today, is set to unlock close to \$1 billion in financing for SMEs, with a particular emphasis on supporting women entrepreneurs.

In a significant step towards enhancing financial connectivity in Southeast Asia, the central banks of Malaysia and Singapore have announced the establishment of a real-time payment systems linkage. This new service, named PayNow-DuitNow, allows individuals in both countries to perform instant peer-to-peer (P2P) fund transfers. The initiative was launched today at the Singapore FinTech Festival event and marks a continuation of efforts to improve cross-border payments following the establishment of a QR payment system on March 31st.

**Commodities:** Gold prices rose on Tuesday, supported by a weaker U.S. dollar as investors look forward to minutes from Federal Reserve's latest meeting for more guidance on its interest rate outlook.

Oil prices fell slightly in Asian trade on Tuesday after rebounding sharply over the past three sessions, as anticipation of more Federal Reserve cues and speculation over production cuts by major suppliers kept sentiment muted.

**Currency:** The dollar was on the defensive and trading by multi-month lows on the euro and a handful of other major currencies on Tuesday, as investors expect U.S. interest rates to fall next year and see that as a signal to sell the dollar in anticipation.

FII Derivative Transactions (Rs. Cr)

Contracts	Purchase		Sell		Net Value	Open Interest (OI)		OI (Previous day)		Change	
	Contract	Value	Contract	Value		Contract	Value	Contract	Value	Contract	Value
Index Future	31708	2635	31403	2608	27	227113	18726	231892	19174	(4779)	(448)
Index Option	17169474	1310966	17390297	1328430	(17464)	5170461	417432	5090425	406883	80036	10549
Stock Future	152829	11167	166837	12289	(1122)	2638494	189076	2631766	188988	6728	88
Stock Option	265877	19615	268970	19826	(211)	306415	22467	301666	22069	4749	398
<b>Total</b>	<b>17619888</b>	<b>1344383</b>	<b>17857507</b>	<b>1363153</b>	<b>(18770)</b>	<b>8342483</b>	<b>647701</b>	<b>6408201</b>	<b>518246</b>	<b>1934282</b>	<b>10587</b>

FII All Activity-BBG (Rs Cr)	Buy	Sell	Net
10-Nov-23	12417	7089	5328
13-Nov-23	6330	7268	(938)
15-Nov-23	16437	14914	1523
16-Nov-23	13669	12344	1325
17-Nov-23	11600	11973	(373)
<b>Month to date-Nov</b>	<b>113873</b>	<b>112380</b>	<b>1493</b>
FII (Prov.) (Rs Cr)	Buy	Sell	Net
13-Nov-23	5991	7236	(1244)
15-Nov-23	15621	15071	550
16-Nov-23	13546	12589	957
17-Nov-23	11558	12035	(478)
20-Nov-23	8776	9422	(646)
<b>Month to date- Nov</b>	<b>114315</b>	<b>121562</b>	<b>(7246)</b>
DII (Prov.) (Rs. Cr)	Buy	Sell	Net
13-Nov-23	5614	4783	830
15-Nov-23	8165	7555	610
16-Nov-23	6691	5985	706
17-Nov-23	6849	7415	(565)
20-Nov-23	6447	6369	78
<b>Month to date-Nov</b>	<b>95075</b>	<b>85762</b>	<b>9314</b>
FII Debt - BBG (Rs. Cr)	Buy	Sell	Net
10-Nov-23	3229	74	3155
13-Nov-23	438	16	422
15-Nov-23	1403	331	1072
16-Nov-23	2202	573	1629
17-Nov-23	933	1107	(174)
<b>Month to date-Nov</b>	<b>24968</b>	<b>13610</b>	<b>11358</b>

Market Breadth	BSE		NSE	
	No.	%	No.	%
Advance	1840	46%	1156	45%
Decline	1997	50%	1326	51%
Unchanged	143	4%	97	4%

Market Turnover	20-Nov	17-Nov	Var (%)
BSE Cash	5226	6359	-18%
NSE Cash	67378	81497	-17%
NSE Futures	75587	101955	-26%
NSE Options	23719586	13786584	72%
Total (Rs.Cr)	23867777	13976395	71%

Volatility Index	20-Nov	17-Nov
Volatility Index	12.15	11.83

Index PE - TTM	20-Nov	Yr. High	Yr. Low
Sensex	23.2	26.0	21.8
Nifty	21.1	24.2	20.0

Corporate News

**Mumbai Travel Retail Pvt has incorporated its WOS**  
Mumbai Travel Retail Pvt., a subsidiary of Adani Enterprises Ltd., has incorporated its wholly-owned subsidiary, MTRPL Macau Ltd., to set up tobacco shops at Macau International Airport. (BQ)

**ABB India enters into partnership with Titagarh Rail Systems**  
ABB India has formed a strategic partnership with Titagarh Rail Systems for the supply of propulsion systems for metro rolling stock projects in India. (BQ)

**Concor signed a MoU with Indraprastha Gas**  
Container Corp. signed a MoU with Indraprastha Gas for setting up LNG and LCNG infrastructure at the company's terminals to explore the possibility of transporting LNG through railway rakes from LNG terminals near sea ports like Dahej. (BQ)

**RBI imposed a monetary penalty on Manappuram Finance**  
The Reserve Bank of India imposed a monetary penalty on Manappuram Finance of Rs 42.78 lakh for non-compliance with certain provisions of the 'NBFCs - Systemically Important Non-Deposit-Taking Company and Deposit-Taking Company (Reserve Bank) Directions, 2016'. (BQ)

Economy

**India-Australia discuss strategic partnership in critical minerals, trade & investments**

India and Australia bolstered defence ties and strategic collaboration during their 2+2 Ministerial Dialogue, focusing on critical minerals, trade, and security. Discussions addressed China's regional influence, with ministers emphasizing multifaceted relations spanning defense, trade, energy, and education. The meeting highlighted historical military cooperation, honoring fallen soldiers at the National War Memorial. (ET)

International

**Tesla Inc (TSLA.O) has increased the price of its Model Y**  
Tesla Inc has increased the price of its Model Y long-range vehicle in China by 2,000 yuan to 304,400 yuan (\$42,212.70) from Tuesday. (Reuters)

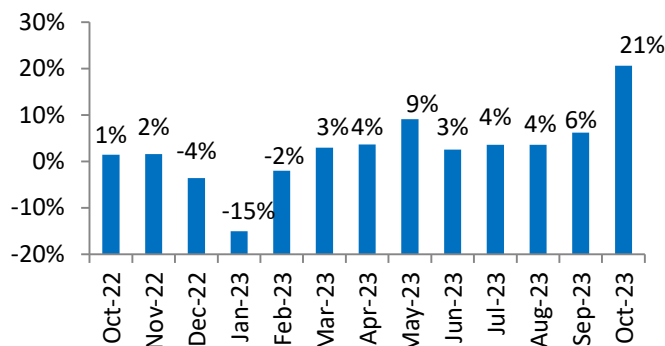
Top 5 Nifty Gainers	20-Nov	17-Nov	Var(%)
DIVISLAB	3673	3601	2.0%
BHARTIARTL	961	947	1.5%
HCLTECH	1325	1309	1.2%
WIPRO	400	395	1.2%
ONGC	198	196	0.8%
Top 5 Nifty Losers	20-Nov	17-Nov	Var(%)
ADANIENT	2150	2209	-2.7%
BAJFINANCE	7069	7221	-2.1%
M&M	1552	1585	-2.0%
SBILIFE	1385	1414	-2.0%
ULTRACEMCO	8662	8791	-1.5%

BSE Index Watch	Last	1 day	1 wk	1 mth	1 yr
SENSEX	65655	-0.2%	0.6%	0.4%	7.4%
MIDCAP	33362	-0.1%	1.8%	4.6%	32.9%
SMLCAP	39751	0.4%	2.4%	4.1%	38.3%
AUTO	38250	-0.7%	2.6%	2.1%	31.3%
BANKEK	49172	0.0%	-1.2%	0.0%	1.6%
Capital Goods	48905	-0.4%	2.5%	3.6%	46.7%
FMCG	19007	-0.4%	0.5%	1.4%	19.7%
Health Care	29583	0.3%	1.9%	5.7%	26.8%
IT	33031	0.6%	4.7%	3.4%	12.4%
METAL	23749	0.0%	2.1%	3.4%	21.0%
Oil & Gas	19431	-0.1%	0.8%	4.5%	-1.0%
Power	4655	-0.1%	1.0%	4.1%	0.6%
Realty	5472	-0.3%	3.8%	14.6%	55.3%

NSE USD Futures	20-Nov	17-Nov	Var (%)
Nov Expiry (Rs./\$)	83.38	83.27	0.1%
Dec Expiry (Rs./\$)	83.38	83.26	0.1%
Total Turnover (Rs. Crore)	26838	24129	11%

Sectors	TTM PE
Auto	29.08
Auto Ancillary	39.96
Banking	14.47
Engineering	39.96
Cement	77.16
Diamonds & Jewellery	38.53
Housing Finance	19.7
Infrastructure & Const	29.47
Metals-Aluminium	35.54
Metal - Steel	16.04
Oil Expl.	13.4
Pharma	8.88
Power – Gen. Supp.	42.01
Information Tech.	14.71
Sugar	14.92
Telecom Serv. Prov.	26.02
Tyres	29.3

TVS Motors Monthly Volume Growth (YoY) (Source: Co.)



10 year G-Sec Yield	Current	Previous	Change
US	4.40%	4.42%	(2) bps
Japan	0.72%	0.75%	(3) bps
India	7.26%	7.22%	4 bps
UK	4.13%	4.10%	3 bps
Libor 3 Mths	5.63%	5.63%	0 bps

Indian Eco Data	Current	Previous	Var(%)
Forex Reserve (US\$ in bn)	525	528	-0.7%
Inflation – WPI	-0.52%	-0.26%	(26) bps
Inflation – CPI	4.87%	5.02%	(15) bps

India GDP	Q4FY23	Q4FY22	Var(%)
Growth	8.00%	6.06%	194 bps

Monetary Policy	Current	Previous	Change
Repo Rate	6.50%	6.50%	0 bps
Reverse Repo Rate	3.35%	3.35%	0 bps
CRR	4.50%	4.50%	0 bps
O/S Banking System Liquidity (Rs bn)	-532	-543	11.1

IIP Growth %	Sep-23	Sep-22	YTD
IIP	5.8	3.3	5.5
Mining	7.4	11.4	8.0
Manufacturing	4.5	2.0	5.1
Electricity	9.9	11.6	6.7

ADR Price Movement

Company	Price (US\$)	Volume	Previous Day Price	Volume	Variance (%)	No. of Share Per ADR	ADR Price (Rs.)	BSE Price	Variance (%)
Infosys Tech	17.54	5052406	17.51	4249962	0.17%	1	1461.89	1436.60	1.8%
Wipro	4.75	1699166	4.72	1165616	0.64%	1	395.89	400.20	-1.1%
Dr.Reddy's	67.50	126987	66.88	266381	0.93%	1	5625.88	5604.15	0.4%
ICICI Bank	22.25	6314930	22.19	4285955	0.27%	2	927.23	921.45	0.6%
HDFC Bank	58.27	1174870	58.14	1019759	0.22%	3	1618.86	1505.20	7.6%

GDR's (US\$)

	Prices	Prev. Close	Change	Var %
L&T	37.10	37.50	(0.4)	-1.1%
RIL	56.80	56.90	(0.1)	-0.2%
SBI	67.70	67.70	0.0	0.0%

US Economy Data	Current	Previous
Inflation (%) (YoY)	3.20%	3.70%
Unemployment (%)	3.90%	3.80%

Interest Rate (%)	Current	Previous
Fed Rate	5.50%	5.50%

US GDP	Q3CY23	Q2CY23
Growth (QoQ Annualized)	4.90%	2.10%

China Economy Data	Current	Previous
GDP	4.90%	6.30%
Inflation – CPI (%)	-0.20%	0.00%

Economic Calendar	Date
Indian GDP Data	30 Nov
Indian Inflation Data CPI	12 Dec
Indian Inflation Data WPI	14 Dec
Indian Monetary Policy	8 Dec
India's Industrial Production (IIP)	12 Dec
US Inflation Data	To be announced
US GDP	29 Nov
US Unemployment Data	8 Dec
US Fed Rate	14 Dec
China GDP	16 Jan
China Inflation Data	09 Dec

Event Update

Name	Date	Purpose
Coal India Ltd.	21-Nov-2023	Rs.15.2500 per share(152.5%)First Interim Dividend
E.I.D. - Parry (India) Ltd.	21-Nov-2023	Rs.4.00 per share(400%)Interim Dividend
EPL Ltd.	21-Nov-2023	Rs.2.15 per share(107.5%)Interim Dividend
Gujarat Pipavav Port Ltd.	21-Nov-2023	Rs.3.60 per share(36%)Interim Dividend
Oil & Natural Gas Corporation Ltd.	21-Nov-2023	Rs.5.75 per share(115%)Interim Dividend
RMC Switchgears Ltd.	21-Nov-2023	Rs.0.20 per share(2%)Interim Dividend
Senco Gold Ltd.	21-Nov-2023	Rs.1.00 per share(10%)Interim Dividend
Sun TV Network Ltd.	21-Nov-2023	Rs.5.00 per share(100%)Interim Dividend
Talbro Engineering Ltd.	21-Nov-2023	Rs.1.50 per share(15%)Interim Dividend
Tide Water Oil Company (India) Ltd.	21-Nov-2023	Rs.20.00 per share(1000%)First Interim Dividend
Urban Enviro Waste Management Ltd.	21-Nov-2023	Dividend
CRISIL Ltd.	22-Nov-2023	Rs.11. per share(1100%)Third Interim Dividend
Global Education Ltd.	22-Nov-2023	Dividend
Ingersoll-Rand (India) Ltd.	22-Nov-2023	Rs.50.00 per share(500%)Interim Dividend
Ipcalaboratories Ltd.	22-Nov-2023	Rs.2.00 per share(200%)Interim Dividend
National Aluminium Company Ltd.	22-Nov-2023	Rs.1.00 per share(20%)Interim Dividend
Oil India Ltd.	22-Nov-2023	Rs.3.50 per share(35%)Interim Dividend
Pearl Global Industries Ltd.	22-Nov-2023	Rs.12.50 per share(125%)Second Interim Dividend
TD Power Systems Ltd.	22-Nov-2023	Rs.0.50 per share(25%)Interim Dividend
Vishnusastrya Projects and Infra Ltd.	22-Nov-2023	Dividend
Amrutnanjan Health Care Ltd.	23-Nov-2023	Rs.1.00 per share(100%)First Interim Dividend
Premco Global Ltd.	23-Nov-2023	Rs.3.00 per share(30%)Second Interim Dividend

**Bulk Deal As On 20/11/23**

BSE					
Security Code	Security Name	Client Name	Deal	Quantity	Price
543453	ALKOSIGN	BINDIYA NARESH SHAH	S	40500	204.1
539277	ALSTONE	PASCHIM FINANCE AND CHIT FUND PVT LTD	S	10000000	0.6
539277	ALSTONE	PELICON FINANCE AND LEASING LIMITED	S	6400000	0.6
539277	ALSTONE	VICTORY SOFTWARE PRIVATE LIMITED	S	7000000	0.6
531252	ANERI	GENIUSBULLS INVESTMENT LIMITED	S	38759	4.91
531252	ANERI	RUCHIRA GOYAL	B	42009	4.91
508664	BESTEAST	AGRADOOTI VANIJYA PRIVATE LIMITED	S	104000	28.99
508664	BESTEAST	GCM COMMODITY AND DERIVATIVES LIMITED	S	200000	29
508664	BESTEAST	RABIYA BASARI YUNUS KHAKHANDKI	B	152700	29
508664	BESTEAST	TANAYA VINCOM PRIVATE LIMITED	S	237000	28.99
540681	CHOTHANI	MUDRA OM COMMODITIES INDIA PVT.LTD.	S	55000	32.95
540681	CHOTHANI	PREETI MISHRA	B	80000	33.71
543516	DHYAANI	BHARATBHAI JETHABHAI PATEL	S	13000	88
540724	DIAMONDYD	ARUN KUMAR MEHTA	S	435000	805.05
540724	DIAMONDYD	ARUN KUMAR MEHTA	S	435000	805.05
540724	DIAMONDYD	ARVIND KUMAR MEHTA	S	197000	805.05
540724	DIAMONDYD	ARVIND KUMAR MEHTA	S	197000	805.05
540724	DIAMONDYD	CHARTERED FINANCE AND LEASING LIMITED	B	632000	805.05
540724	DIAMONDYD	CHARTERED FINANCE AND LEASING LIMITED	B	197000	805.05
540724	DIAMONDYD	CHARTERED FINANCE AND LEASING LIMITED	B	435000	805.05
540724	DIAMONDYD	COHESION MK BEST IDEAS SUB-TRUST	B	668000	805.05
540724	DIAMONDYD	COHESION MK BEST IDEAS SUB-TRUST	B	233000	805.05
540724	DIAMONDYD	COHESION MK BEST IDEAS SUB-TRUST	B	435000	805.05
540724	DIAMONDYD	KANTA MEHTA	S	233000	805.05
540724	DIAMONDYD	KANTA MEHTA	S	233000	805.05
540724	DIAMONDYD	NAVEEN KUMAR MEHTA	S	435000	805.05
540724	DIAMONDYD	NAVEEN KUMAR MEHTA	S	435000	805.05
512493	GARNETINT	INDRA GAGGAR	B	251000	49
512493	GARNETINT	MANGAL SAVITRI BIZCON PRIVATE LIMITED	S	252980	49
540266	GLCL	BHAVNA JAYESH SHAH	B	50000	26
540266	GLCL	KAMESWARI SIVALENKA	S	50000	26.1
540266	GLCL	SATYA MURTHY	S	50161	26
539224	HCKKVENTURE	JAINAM UDAY SHAH	S	33300	120.1
539224	HCKKVENTURE	NAV CAPITAL VCC - NAV CAPITAL EMERGING STAR FUND	B	20000	120.1
505712	HIMTEK	EMERGING INDIA GROWTH FUND	S	300000	104.94
505712	HIMTEK	MERU INVESTMENT FUND PCC-CELL 1	B	93461	103.6
542924	JANUSCORP	KALPANA ASHOK THACKER	S	112000	4.12
530255	KAYPOWR	ANISHA FINCAP CONSULTANTS LLP	S	134380	13.46
539408	KUBERJI	MULTIPLIER SHARE & STOCK ADVISORS PRIVATE LIMITED	S	38673	10.35
539594	MISHTANN	ARUNA R JAIN	S	6000000	16.16
543305	NAVODAYENT	HIMADRI JIGAR SHAH	B	48000	9.37
540198	OSIAJEE	LOKESH GOYAL	B	59238	25.98
540198	OSIAJEE	RAJAN GUPTA	S	159407	25.83
511557	PROFINC	RAKHI PRAFUL SHAH	B	1191242	1.22
538452	QUASAR	ANKIT AJITBHAI PANCHAL	S	81855	30.52
538452	QUASAR	JIGNESHKUMAR PURSHOTTAMDAS PATEL	S	51838	30.52
538452	QUASAR	ROHIT BAIRWA	S	61428	30.52
532866	QUINTEGRA	ROHAN RAMESH MORBIA	S	191390	1.22

538273	RESPNSINF	ANAND RAJESHBHAI PATEL	B	47136	38.27
538273	RESPNSINF	MAKKENA SUNIL KUMAR	S	100000	38.27
543366	SBLI	DHEERENDRASINGH	B	6000	28.45
543366	SBLI	SKSE SECURITIES LIMITED CORP CM/TM PROP A/C	S	7200	28.36
543366	SBLI	SUNITA RAJENDRA PATIL	S	4800	28.24
543366	SBLI	TARA HARSHADBHAI GOHIL	S	4800	28.33
543366	SBLI	TARA HARSHADBHAI GOHIL	B	2400	28.25
538212	SHARPINV	KARVA AUTOMART LIMITED	S	5065505	0.7
537392	TAAZAIT	P V RAVI	S	101279	8.92
537392	TAAZAIT	VENKATABADRI NARAYANAMMA GOLLAPUDI	S	41300	8.7
543991	TECHKGREEN	ALACRITY SECURITIES LIMITED	S	81600	269.29
543991	TECHKGREEN	ALACRITY SECURITIES LIMITED	B	28800	285.28
543991	TECHKGREEN	BHATIA SURESH	B	60800	271.72
536264	TIGERLOGS	BRAHMA SUPPLIERS PRIVATE LIMITED	S	75000	585
536264	TIGERLOGS	DISCOVERY BUILDCON PRIVATE LIMITED	B	75000	584
536264	TIGERLOGS	SILVERTOSS SHOPPERS PRIVATE LIMITED	S	109821	584
536264	TIGERLOGS	TANO INVESTMENT OPPORTUNITIES FUND	B	75000	585
500418	TOKYOPLAST	LIESHA CORPORATION PRIVATE LIMITED .	B	48000	133.35
539291	VASUDHAGAM	SYNEMATIC MEDIA AND CONSULTING PRIVATE LIMITED	B	25000	15.03
543545	VEERKRUPA	MALTI SALVI	S	851700	1.9

NSE

Security Code	Security Name	Client Name	Deal	Quantity	Price
ARABIAN	Arabian Petroleum Limited	LAROIA MONA	BUY	100000	89.83
ARABIAN	Arabian Petroleum Limited	MOHIT KUMAR MATHUR	BUY	62000	85.57
DIL	Debock Industries Limited	NAVINCHANDRA RAMJIBHAI CHAUHAN	SELL	978465	9.09
HBSL	HB Stockholdings Limited	ASHOK KUMAR JAIN	SELL	40280	86.79
IITL	Industrial Inv Trust Ltd	SAWARNBHUMI VANIJYA PRIVATE LIMITED	BUY	200000	181
IITL	Industrial Inv Trust Ltd	SILVERTOSS SHOPPERS PRIVATE LIMITED	SELL	200176	181
MAITREYA	Maitreya Medicare Limited	KHUSHBOO NAHAR	BUY	40000	123.94
DIAMONDYD	Prataap Snacks Limited	GDN INVESTMENTS PRIVATE LIMITED	BUY	125000	948.87
DIAMONDYD	Prataap Snacks Limited	RAJESHBHAI MANSUKHBHAI SAVANI	SELL	136627	970.69
RILINFRA	Rachana Infra Ltd	SAHNI BALVINDER SINGH	SELL	100000	93.5
RITEZONE	Rite Zone Chemcon Ind Ltd	PANKAJ DHANJI CHHEDA HUF	SELL	28800	69.42
SICALLOG	Sical Logistics Limited	SHAH SHARAD KANAYALAL	BUY	60000	289.59
SUNREST	Sunrest Lifescience Ltd	ASHOK RAMCHANDRA MITTAL	BUY	49600	84
SUNREST	Sunrest Lifescience Ltd	MULTIPLIER SHARE & STOCK ADVISORS PRIVATE LIMITED	BUY	91200	82.1
SUNREST	Sunrest Lifescience Ltd	STCI PRIMARY DELAER LTD	SELL	25600	84
TOKYOPLAST	Toky o Plast Intl Ltd	KABRA KAILASH	BUY	100000	133.1
TOKYOPLAST	Toky o Plast Intl Ltd	LAXMI VYANKATESH ENTERPRISES	BUY	50000	126.45
TOKYOPLAST	Toky o Plast Intl Ltd	NANDU DRASHTI DHIRAJ	SELL	66923	118.59
CLOUDPP	Var Cld Ltd Rs.2.5 ppd up	PRABHATKUMARPANJIAR	SELL	39600	50.95
WILLAMAGOR	Williamson Magor & Co	PATEL MANIBHAI BHAGABHAI	SELL	67000	32.59
WOMANCART	Womancart Limited	SUPREME STOCKS PRIVATE LIMITED	SELL	27200	188.94

**Disclosure:**

Research Reports that are published by Nirmal Bang Securities Private Limited (hereinafter referred to as "NBSPL") are for private circulation only. NBSPL is a registered Research Analyst under SEBI (Research Analyst) Regulations, 2014 having Registration no. INH000001766. NBSPL is also a registered Stock Broker with National Stock Exchange of India Limited, BSE Limited, Metropolitan Stock Exchange of India Limited, Multi Commodity Exchange of India Limited and , National Commodity and Derivative Exchange Limited in Capital Market , Equity and Commodities derivatives segments and Currency Derivatives Segment .

NBSPL has other business divisions with independent research teams separated by Chinese walls, and therefore may, at times, have different or contrary views on stocks and markets.

NBSPL or its associates have not been debarred / suspended by SEBI or any other regulatory authority for accessing / dealing in securities Market since last 20 years. NBSPL, its associates or analyst or his relatives do not hold any financial interest (Except Investment) in the subject company. NBSPL or its associates or Analyst do not have any conflict or material conflict of interest at the time of publication of the research report with the subject company. NBSPL or its associates or Analyst or his relatives may or may not hold beneficial ownership of 1% or more in the subject company at the end of the month immediately preceding the date of publication of this research report.

NBSPL or its associates / analyst has not received any compensation / managed or co-managed public offering of securities of the company covered by Analyst during the past twelve months. NBSPL or its associates have not received any compensation or other benefits from the company covered by Analyst or third party in connection with the research report. Analyst has not served as an officer, director or employee of Subject Company. NBSPL / analyst has not been engaged in market making activity of the subject company.

**Analyst Certification:** The research analysts and authors of these reports, hereby certify that the views expressed in this research report accurately reflects my/our personal views about the subject securities, issuers, products, sectors or industries. It is also certified that no part of the compensation of the analyst(s) was, is, or will be directly or indirectly related to the inclusion of specific recommendations or views in this research. The analyst(s) principally responsible for the preparation of this research report and has taken reasonable care to achieve and maintain independence and objectivity in making any recommendations.

**Disclaimer:**

The Research Report is for the personal information of the authorized recipient and does not construe to be any investment, legal or taxation advice. NBSPL is not soliciting any action based upon it. Nothing in the research report shall be construed as a solicitation to buy or sell any security or product, or to engage in or refrain from engaging in any such transaction. In preparing the research report, we did not take into account the investment objectives, financial situation and particular needs of the reader.

The research report has been prepared for the general use of the clients of NBSPL and must not be copied, either in whole or in part, or distributed or redistributed to any other person in any form. If you are not the intended recipient you must not use or disclose the information in the research report in any way. Though disseminated to all the customers simultaneously, not all customers may receive the research report at the same time. NBSPL will not treat recipients as customers by virtue of their receiving the research report. The research report is not directed or intended for distribution to or use by any person or entity resident in a state, country or any jurisdiction, where such distribution, publication, availability or use would be contrary to law, regulation or which would subject NBSPL & its group companies to registration or licensing requirements within such jurisdictions.

The report is based on the information obtained from sources believed to be reliable, but we do not make any representation or warranty that it is accurate, complete or up-to-date and it should not be relied upon as such. We accept no obligation to correct or update the information or opinions in it. NBSPL or any of its affiliates or employees shall not be in any way responsible for any loss or damage that may arise to any person from any inadvertent error in the information contained in the research report. NBSPL or any of its affiliates or employees do not provide, at any time, any express or implied warranty of any kind, regarding any matter pertaining to this report, including without limitation the implied warranties of merchantability, fitness for a particular purpose, and non-infringement. The recipients of the research report should rely on their own investigations.

This information is subject to change without any prior notice. NBSPL reserves its absolute discretion and right to make or refrain from making modifications and alterations to this statement from time to time. Nevertheless, NBSPL is committed to providing independent and transparent recommendations to its clients, and would be happy to provide information in response to specific client queries.

Before making an investment decision on the basis of research report, the reader needs to consider, with or without the assistance of an adviser, whether the advice is appropriate in light of their particular investment needs, objectives and financial circumstances. There are risks involved in securities trading. The price of securities can and does fluctuate, and an individual security may even become valueless. International investors are reminded of the additional risks inherent in international investments, such as currency fluctuations and international stock market or economic conditions, which may adversely affect the value of the investment. Opinions expressed are subject to change without any notice. Neither the company nor the director or the employees of NBSPL accept any liability whatsoever for any direct, indirect, consequential or other loss arising from any use of the research report and/or further communication in relation to the research report. Here it may be noted that neither NBSPL, nor its directors, employees, agents or representatives shall be liable for any damages whether direct or indirect, incidental, special or consequential including lost revenue or lost profit that may arise from or in connection with the use of the information contained in the research report.

Copyright of this document vests exclusively with NBSPL.

Our reports are also available on our website

Registration granted by SEBI and certification from NISM in no way guarantee performance of NBSPL or provide any assurance of returns to investors.

**Nirmal Bang Research (Division of Nirmal Bang Securities Pvt. Ltd.)**

B-2, 301/302, Marathon Innova,  
Opp. Peninsula Corporate Park  
Off. Ganpatrao Kadam Marg  
Lower Parel(W), Mumbai-400013  
Board No. : 91 22 6723 8000/8001  
Fax. : 022 6723 8010